



Schindler 5500  
Design Brochure



Schindler





# Freedom of design

Create the look and feel of your elevator just the way you always imagined it. Our different design lines give you the freedom of choice, from preconfigured cars to your own concept, from functional to sophisticated.

# Contents

The 4 design lines “Navona”, “Times Square”, “Park Avenue” and “Sunset Boulevard” provide you with a wide range of decoration.

Choose your design solution to match your architectural styling concept and ideas.

Add ambiance with modern, fresh colors and patterns, selected materials and lights to provide a unique ride experience.



Navona

4



Times Square

12



Park Avenue

20



Sunset Boulevard

28





# Navona

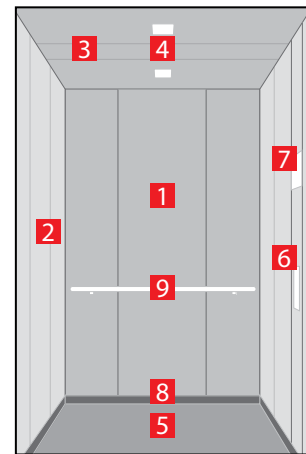
## Functional and durable

Provide clarity and solid comfort to your car with this robust design line. Fresh colors, a contrasting rear wall, the option of three different floors or a bare floor make Navona the right choice for residential applications. Stainless steel can be added to rear and side walls. Navona's interior stands for long lasting functionality right where it is needed.



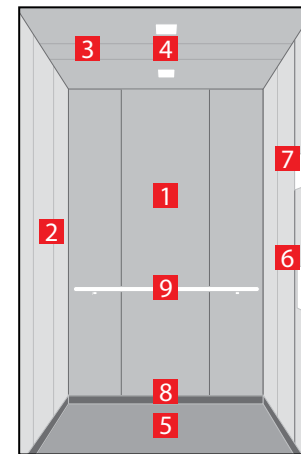


## Navona Riga Grey & Capri Yellow



1. **Rear wall:** Painted Riga Grey
2. **Side wall:** Painted Capri Yellow
3. **Ceiling:** Painted Riga Grey
4. **Light arrangement:** LED Square
5. **Floor:** Grey studded rubber
6. **Car operating panel:**  
Linea 100 stainless steel brushed
7. **Display:** Red LED dot matrix
8. **Kickplate:** Protruding painted black
9. **Handrail:** Straight stainless steel hairline

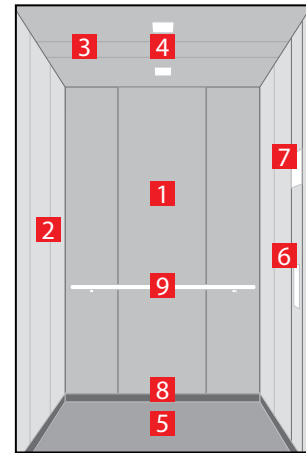
## Navona Riga Grey & San Marino Blue



1. **Rear wall:** Painted Riga Grey
2. **Side wall:** Painted San Marino Blue
3. **Ceiling:** Painted Riga Grey
4. **Light arrangement:** LED Square
5. **Floor:** Grey studded rubber
6. **Car operating panel:**  
Linea 100 stainless steel brushed
7. **Display:** Red LED dot matrix
8. **Kickplate:** Protruding painted black
9. **Handrail:** Straight stainless steel hairline

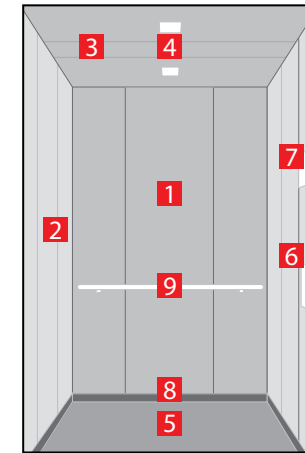


## Navona Ravenna Orange



1. **Rear wall:** Painted Riga Grey/Orange
2. **Side wall:** Painted Capri Yellow/Orange
3. **Ceiling:** Painted Riga Grey
4. **Light arrangement:** LED Square
5. **Floor:** Grayistud checkerplate
6. **Car operating panel:**  
Linea 100 stainless steel brushed
7. **Display:** Red LED dot matrix
8. **Kickplate:** Protruding painted black
9. **Handrail:** Straight stainless steel hairline

## Navona Genoa Green


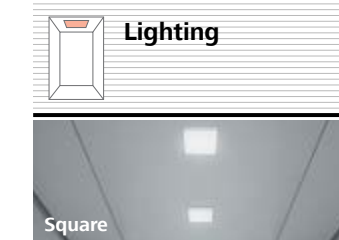
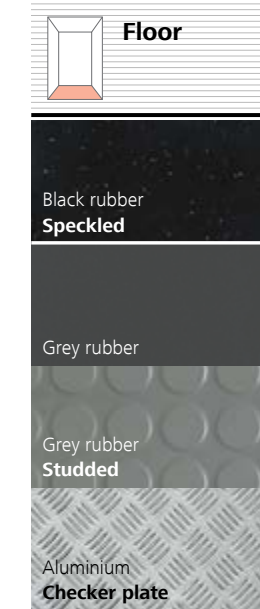
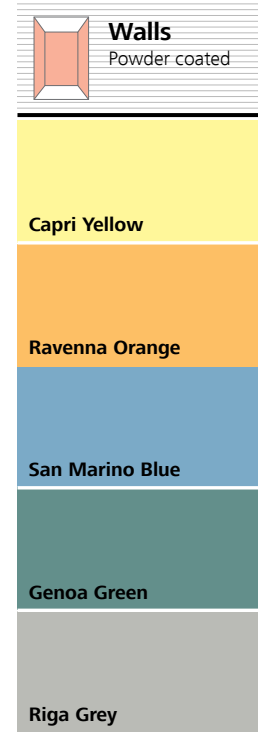
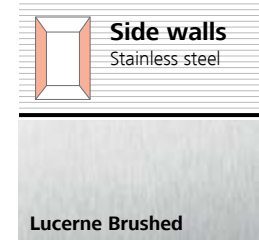


1. **Rear wall:** Painted Bigare Green
2. **Side wall:** Painted Camba Green/Blue
3. **Ceiling:** Painted Riga Grey
4. **Light arrangement:** LED Square
5. **Floor:** Black speckled rubber
6. **Car operating panel:**  
Linea 100 stainless steel brushed
7. **Display:** Red LED dot matrix
8. **Kickplate:** Protruding painted black
9. **Handrail:** Straight stainless steel hairline





# Navona personalization







# Times Square

**Modern and versatile**

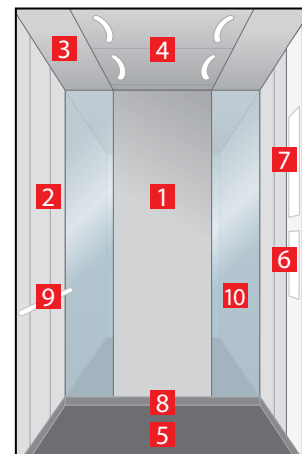
Determine your contemporary look. Choose from warm or cool colors to create a fresh look or combine the options to enhance contrast for more depth. Select glass doors and walls for transparency. Use a bare car option to create your style and taste. Times Square adds distinctive features to any public, commercial or residential building.





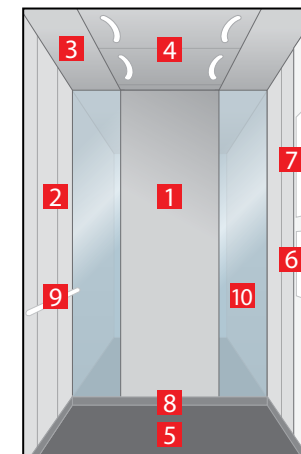


## Times Square Lucerne Brushed & Tangier Orange



1. **Rear wall:** Stainless steel Lucerne Brushed
2. **Side wall:** Laminate Tangier Orange
3. **Ceiling:** Stainless steel Lucerne Brushed
4. **Light arrangement:** LED Bracket
5. **Floor:** Brown artificial granite
6. **Car operating panel:** Linea 300 White stainless steel brushed
7. **Display:** Red LED dot matrix
8. **Kickplate:** Flushed stainless steel brushed
9. **Handrail:** Straight stainless steel hairline
10. **Mirror:** Rear wall, right and leftmost panel

## Times Square Lucerne Brushed & Cadiz Blue

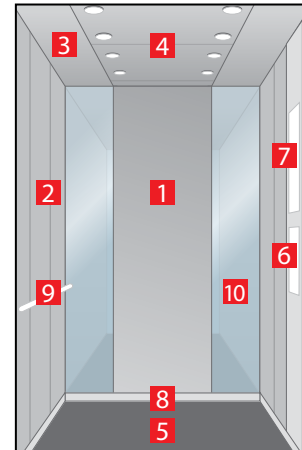


1. **Rear wall:** Stainless steel Lucerne Brushed
2. **Side wall:** Laminate Cadiz Blue
3. **Ceiling:** Stainless steel Lucerne Brushed
4. **Light arrangement:** LED Bracket
5. **Floor:** Grey artificial granite
6. **Car operating panel:** Linea 300 White stainless steel brushed
7. **Display:** Red LED dot matrix
8. **Kickplate:** Flushed stainless steel brushed
9. **Handrail:** Straight stainless steel hairline
10. **Mirror:** Rear wall, right and leftmost panel



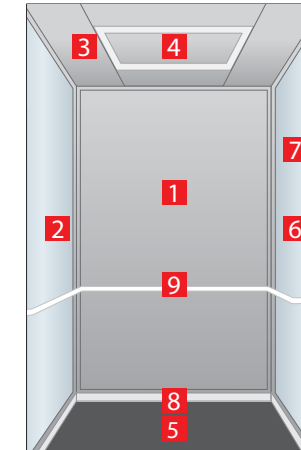


## Times Square Lucerne Brushed & Siena Brown



1. **Rear wall:** Stainless steel Lucerne Brushed
2. **Side wall:** Laminate Siena Brown
3. **Ceiling:** Stainless steel Lucerne Brushed
4. **Light arrangement:** LED Spots
5. **Floor:** Brown artificial granite
6. **Car operating panel:** Linea 300 White stainless steel brushed
7. **Display:** Red LED dot matrix
8. **Kickplate:** Flushed stainless steel brushed
9. **Handrail:** Straight stainless steel hairline
10. **Mirror:** Rear wall, right and leftmost panel

## Times Square Full Glass cabin



1. **Rear wall:** Glass
2. **Side wall:** Glass
3. **Ceiling:** Stainless steel Lucerne Brushed
4. **Light arrangement:** LED Indirect
5. **Floor:** Black artificial granite
6. **Car operating panel:** Linea 100 stainless steel brushed
7. **Display:** Red LED dot matrix
8. **Kickplate:** Flushed stainless steel brushed
9. **Handrail:** Revolving stainless steel hairline





# Times Square personalization

**Walls**  
Stainless steel

Lucerne Brushed
Montreux Mirror
Geneva Dama
Lausanne Linen

**Walls**  
Laminate

Dubai Blue	Seville Sunset	Siena Brown
Cadiz Blue	Tangier Orange	Milan Grey
Tahiti Green	Aswan Yellow	Polar White
Athens Grey	Suez Grey	

+ Glass walls option available  
see page 38

**Ceiling**

Stainless steel Lucerne Brushed
Stainless steel Montreux Mirror
Powder coated Riga Grey
Powder coated Polar White

**Floor**

Black rubber Speckled
Artificial granite Grey
Artificial granite Black
Artificial granite Brown
Prepared for customer-supplied floor

**Lighting**

Indirect
Spot
Square
Bracket

**Handrail**

Stainless steel

**COP**

FI GS 100 Stainless steel	FI GS 300 Stainless steel White	FI GS 300 Stainless steel Black
------------------------------	---------------------------------------	---------------------------------------



# Park Avenue

## **Sophisticated and elegant**

Discover pure elegance with back painted glass walls or choose wood laminate to create a more contemporary ambiance. The optional wave design, a rounded transition from ceiling to rear wall, gives your car a unique appearance.

An additional highlight is a gold or silver shimmer from our metallic glass collection or a bronze or satinated grey finish on stainless steel. Matched lighting perfects the stylish design of this elevator – an ideal fit for representative buildings like high-end residential, hotels and offices.

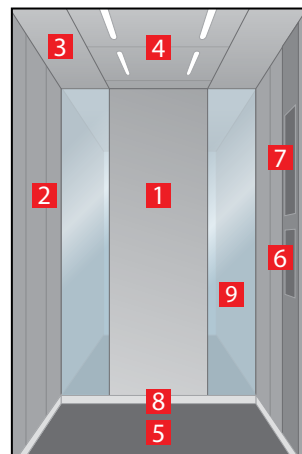






## Park Avenue

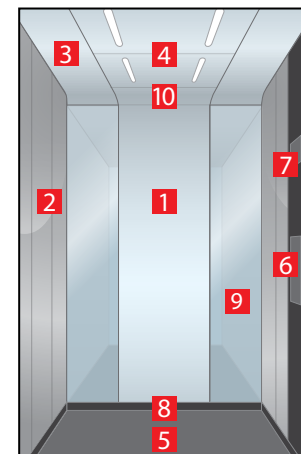
Zurich Dark Brushed  
& Vancouver Wood



- 1. **Rear wall:** Stainless steel Zurich Dark Brushed
- 2. **Side wall:** Laminate Vancouver Wood
- 3. **Ceiling:** Stainless steel Zurich Dark Brushed
- 4. **Light arrangement:** LED Line
- 5. **Floor:** Brown artificial granite
- 6. **Car operating panel:** Linea 300 Black stainless steel brushed
- 7. **Display:** Red LED dot matrix
- 8. **Kickplate:** Flushed stainless steel brushed
- 9. **Mirror:** Rear wall, right and leftmost panel

## Park Avenue

Back painted glass  
Shanghai Red



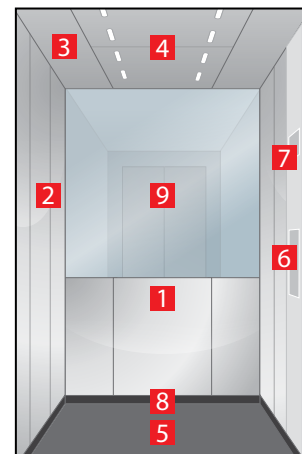
- 1. **Rear wall:** Stainless steel Lucerne Brushed
- 2. **Side wall:** Back painted glass Shanghai Red
- 3. **Ceiling:** Stainless steel Lucerne Brushed
- 4. **Light arrangement:** LED Line
- 5. **Floor:** Black artificial granite
- 6. **Car operating panel:** Linea Vetro glass black
- 7. **Display:** TFT LCD display
- 8. **Kickplate:** Flushed painted black
- 9. **Mirror:** Rear wall, right and leftmost panel
- 10. **Optional "Wave" design**





## Park Avenue

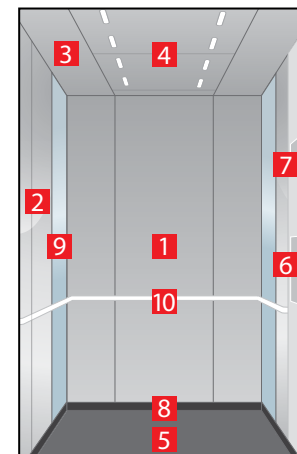
Back painted glass  
Jodhpur Blue



1. **Rear wall:** Back painted glass Jodhpur Blue
2. **Side wall:** Back painted glass Jodhpur Blue
3. **Ceiling:** Stainless steel Lucerne Brushed
4. **Light arrangement:** LED Dash
5. **Floor:** Black artificial granite
6. **Car operating panel:** Linea Vetro glass white
7. **Display:** TFT LCD display
8. **Kickplate:** Protruding painted black
9. **Mirror:** Rear wall, half height full width

## Park Avenue

Back painted glass  
"Metallic" Kashmir Blue



1. **Rear wall:** Stainless steel Lucerne Brushed
2. **Side wall:** Back painted glass "Metallic" Kashmir Blue
3. **Ceiling:** Stainless steel Lucerne Brushed
4. **Light arrangement:** LED Dash
5. **Floor:** Black artificial granite
6. **Car operating panel:** Linea Vetro glass white
7. **Display:** TFT LCD display
8. **Kickplate:** Protruding painted black
9. **Mirror:** Side walls, right and leftmost panel
10. **Handrail:** Revolving stainless steel hairline





# Park Avenue personalization

**Walls**  
Stainless steel

Lucerne Brushed	Zurich Dark Brushed
Montreux Mirror	Lugano Matt finish
Lausanne Linen	Doha Gold
Geneva Dama	

**Walls**  
Laminate

Slavonia Wood
Vancouver Wood
Chicago Wood
Arosa Wood

**Walls**  
Back painted glass

Antigua Celestine	Metallic Petersburg Amber
Jodhpur Blue	Metallic Toronto Titanium
Shanghai Red	Metallic Leon Silver
+ NCS color	Metallic Kashmir Blue
Satinated Helsinki Grey	Metallic Stockholm Grey

+ Glass walls option available  
see page 38

**Ceiling**  
Stainless steel

Lucerne Brushed
Montreux Mirror
Lugano Matt finish
Zurich Dark Brushed
Doha Gold

**Floor**

Black rubber Speckled
Artificial granite Grey
Artificial granite Black
Artificial granite Brown
Prepared for customer-supplied floor

**Lighting**

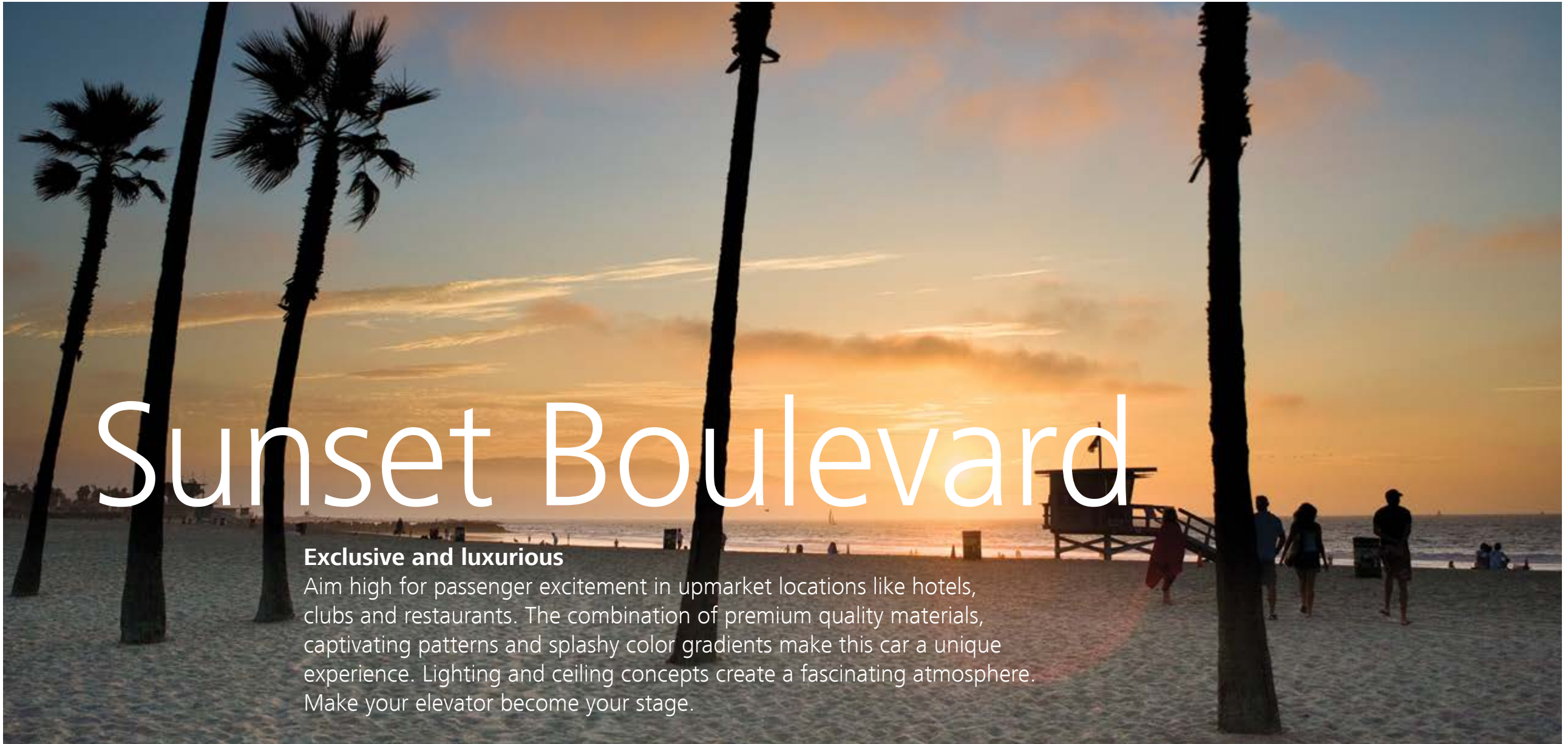
Spot
Dash
Line
Curve

**Handrail**

Stainless steel
-----------------

**COP**

FI GS 300 Stainless steel White	Linea Vetro Glass White
FI GS 300 Stainless steel Black	Linea Vetro Glass Black



# Sunset Boulevard

## Exclusive and luxurious

Aim high for passenger excitement in upmarket locations like hotels, clubs and restaurants. The combination of premium quality materials, captivating patterns and splashy color gradients make this car a unique experience. Lighting and ceiling concepts create a fascinating atmosphere. Make your elevator become your stage.

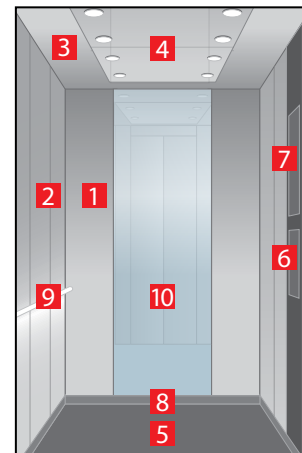






## Sunset Boulevard

Digital decoration  
on satin glass  
Antalya Blue

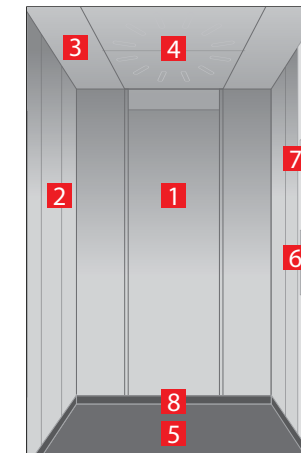


- 1. **Rear wall:** Digital decoration on satin glass Antalya Blue
- 2. **Side wall:** Digital decoration on satin glass Antalya Blue
- 3. **Ceiling:** Stainless steel Lucerne Brushed
- 4. **Light arrangement:** LED Spot
- 5. **Floor:** Grey artificial granite
- 6. **Car operating panel:** Linea 300 Black stainless steel brushed

- 7. **Display:** Red LED dot matrix
- 8. **Kickplate:** Flushed stainless steel brushed
- 9. **Handrail:** Illuminated stainless steel
- 10. **Mirror:** Rear wall middle panel

## Sunset Boulevard

Digital decoration  
on satin glass  
Moscow Red



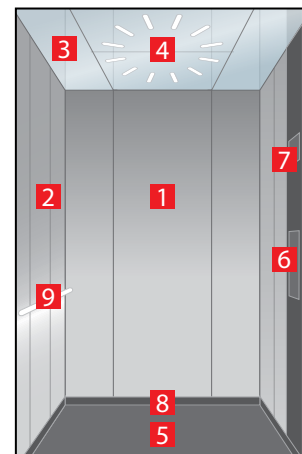
- 1. **Rear wall:** Digital decoration on satin glass Moscow Red
- 2. **Side wall:** Digital decoration on satin glass Moscow Red
- 3. **Ceiling:** Stainless steel Lucerne Brushed
- 4. **Light arrangement:** LED Dash Array
- 5. **Floor:** Brown artificial granite
- 6. **Car operating panel:** Linea Vetro glass white
- 7. **Display:** TFT LCD display
- 8. **Kickplate:** Protruding painted black





## Sunset Boulevard

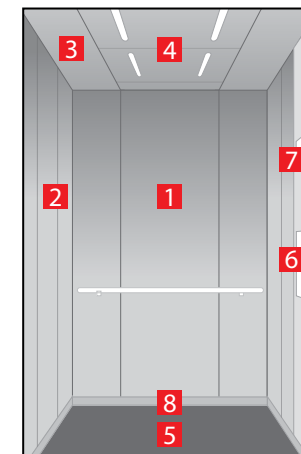
Digital decoration  
on satin glass  
Antalya Blue



1. **Rear wall:** Digital decoration on satin glass Antalya Blue
2. **Side wall:** Stainless steel Lugano Matt finish
3. **Ceiling:** Stainless steel Montreux Mirror
4. **Light arrangement:** LED Dash Array
5. **Floor:** Black artificial granite
6. **Car operating panel:** Linea Vetro glass black
7. **Display:** TFT LCD display
8. **Kickplate:** Protruding painted black
9. **Handrail:** Illuminated stainless steel

## Sunset Boulevard

Digital decoration  
on satin glass  
Luxor Gold



1. **Rear wall:** Digital decoration on satin glass Luxor Gold
2. **Side wall:** Digital decoration on satin glass Luxor Gold
3. **Ceiling:** Stainless steel Lucerne Brushed
4. **Light arrangement:** LED Line
5. **Floor:** Brown artificial granite
6. **Car operating panel:** Linea Vetro glass white
7. **Display:** TFT LCD display
8. **Kickplate:** Flushed stainless steel brushed
9. **Handrail:** Straight stainless steel hairline

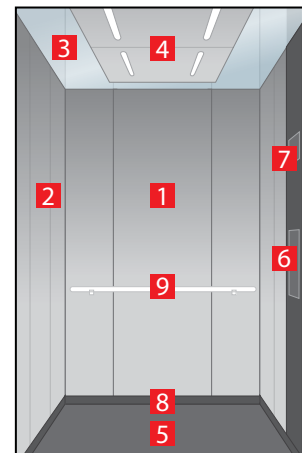






## Sunset Boulevard

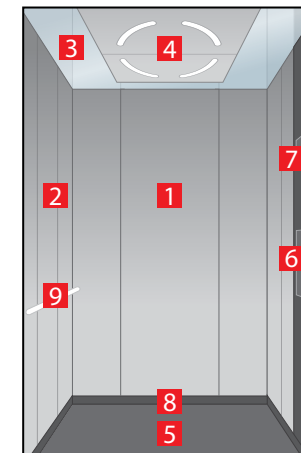
Digital print  
Sky Lines



1. **Rear wall:** Digital print Sky Lines on stainless steel Lugano Matt finish
2. **Side walls:** Digital print Sky Lines on stainless steel Lugano Matt finish
3. **Ceiling:** Stainless steel Montreux Mirror
4. **Light arrangement:** LED Lines
5. **Floor:** Black artificial granite
6. **Car operating panel:** Linea Vetro glass black
7. **Display:** TFT LCD display
8. **Kickplate:** Protruding painted black
9. **Handrail:** Straight stainless steel hairline

## Sunset Boulevard

Digital print  
Minimal Accents



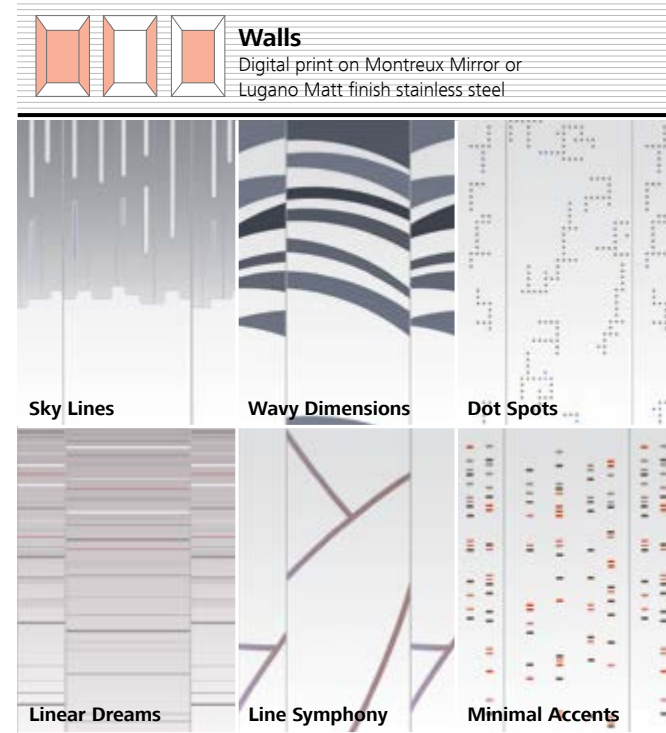
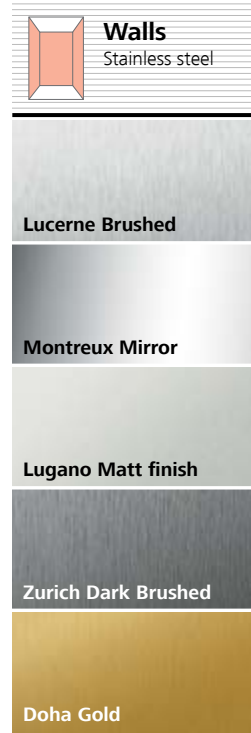
1. **Rear wall:** Digital print Minimal Accents on stainless steel Lugano Matt finish
2. **Side walls:** Digital print Minimal Accents on stainless steel Lugano Matt finish
3. **Ceiling:** Stainless steel Montreux Mirror
4. **Light arrangement:** LED Surround
5. **Floor:** Grey artificial granite
6. **Car operating panel:** Linea Vetro glass black
7. **Display:** TFT LCD display
8. **Kickplate:** Protruding painted black
9. **Handrail:** Straight stainless steel hairline



# Sunset Boulevard personalization


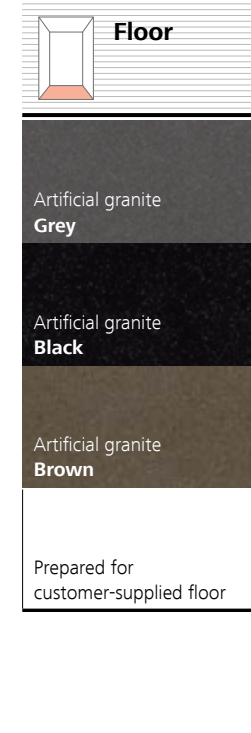
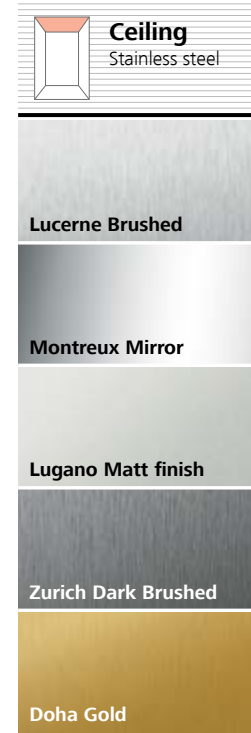


+ Digital decoration on satin glass  
**Customer Specific Color Gradient**



+ Digital decoration on stainless steel  
**Customer Specific Pattern**

+ Glass walls option available  
see page 38





# Options



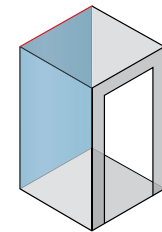
## Glass walls and doors for more transparency

Experience maximum visibility and unique views like never before. Select from a wide range of glass doors that suit your application. Glass can be selected for side and rear walls of the car for complete transparency or combined with other car interior materials from the Times Square, Park Avenue and Sunset Boulevard design lines.

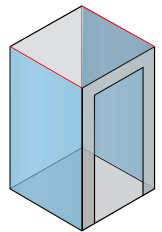
Frames for glass walls are available in two stainless steel finishes

Lucerne Brushed

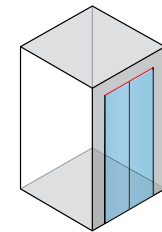
Montreux Mirror



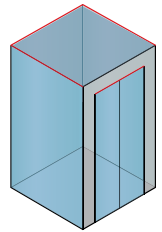
Glass rear wall



Glass side walls



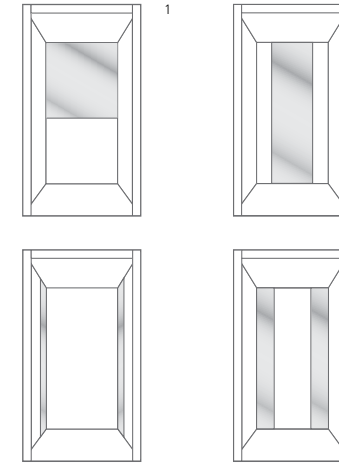
Glass door



Glass rear and side walls with glass door

## Mirrors


Mirrors always add a special sense of space to rooms and buildings. In order to give your car more appeal and depth, the side walls or the rear wall can be provided with a full-height or half-height safety-glass mirror.



- <sup>1</sup> For Navona: only rear wall, half height and full width available
- Only without handrail for right and / or leftmost panel
- Mirror versions: Clear or Smoked
- Attention: if EN81-70 (handicapped version): mirror is frosted in bottom part (300 mm)

## Handrails


Even though your elevator travels smoothly and with almost no sound, handrails convey a feeling of security. Stainless steel handrails match the interior and shapes of your car and can be mounted to the side and rear walls.



- Handrails on side wall combined with COP only if cabine depth  $\geq$  1100 mm

## Landing arrangement

The Schindler 5500 fixtures and landing indicators help passengers to find the way to the elevator and get to their selected destination comfortably. Choose your optimal landing arrangements for simplex and multiplex installations, surface or wall mounting.



# Fixtures Linea 100

Functional design in stainless steel. Integrated white glass display with large, easily readable red LED dot matrix. Clear push buttons with red call confirmation.

Available for Navona and Times Square.

- Optional features:**
- Concealed attendant box
  - Key switches
  - Braille on buttons



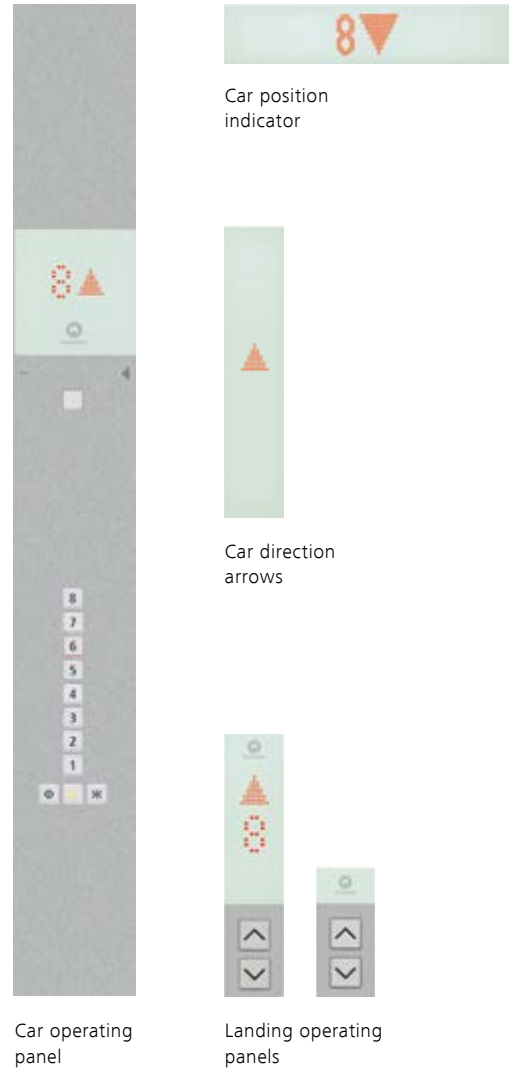
Linea 300 White

# Fixtures Linea 300

The Linea 300 car operating panel, landing operating and landing indicating panels are made from stainless steel and glass combining longevity and design at its best. Push buttons with braille and clearly visible indicators in the car and on the floors make the elevator user-friendly for everyone. The panels are easy to clean and guarantee a well-maintained look in the elevator's daily operation.

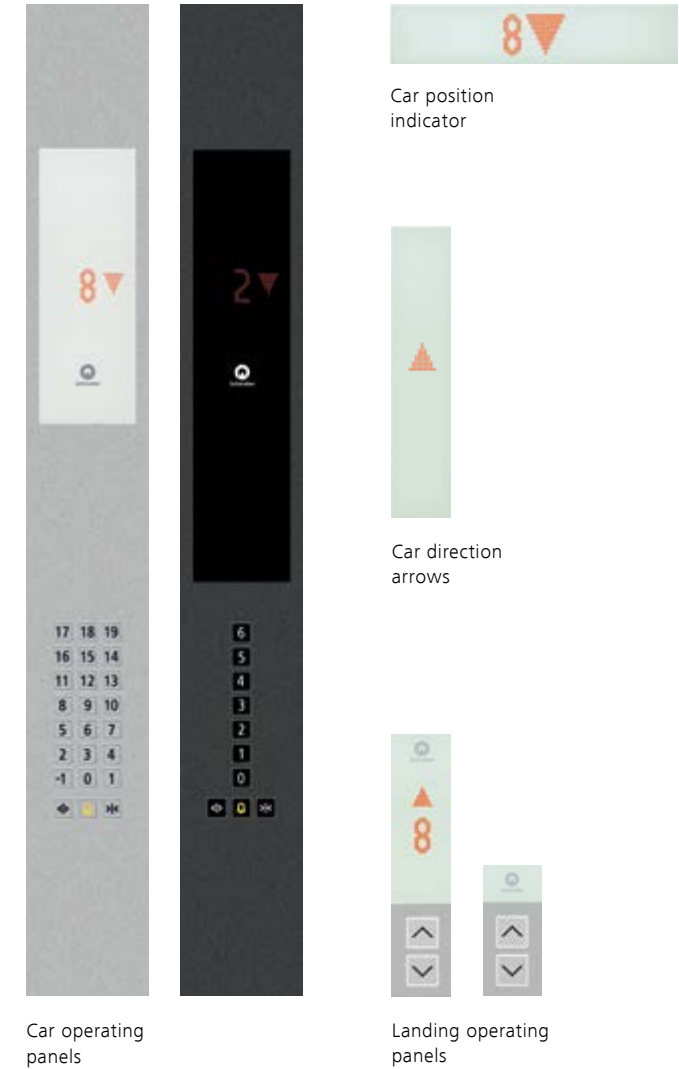
Available for Times Square, Park Avenue, Sunset Boulevard and bare car.

- Optional features:**
- TFT LCD screen
  - Concealed attendant box
  - Different mounting options for landing fixtures
  - Key switches
  - Card reader
  - Braille on buttons



Car operating panel

Landing operating panels



Car operating panels

Landing operating panels

**Options**



LCD screen



Key switches



# Fixtures Linea Vetro

Linea Vetro combines a stylish and elegant design with a flexible concept allowing a high degree of customization. The full height, 6 mm thick glass panel in black or white integrates seamlessly in the car interior. Touch sensitive operation with clearly readable high-resolution TFT LDC display. An eye-catching design for an exclusive ambiance.

Available from summer 2013.



Car operating panels



Landing operating panel

## Customization

COP color customized as per CMYK color



COP Customization



COP with floor descriptions



Braille on COP: glass on glass



LCD Display



Customization of colors and background of display



Customer logo

## LOP / LIP

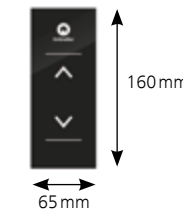
Standard LIP



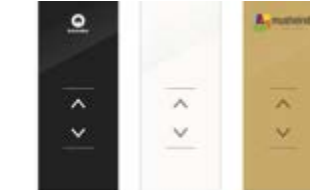
Standard Long LOP



Standard Short LOP



Customized LOP



LOP with Schindler logo

LOP without logo

LOP with customer logo

# PORT Fixtures

No matter the application, Schindler's PORT terminal effortlessly combines inspired design with state-of-the-art technology.

Available in wall or pedestal-mounted versions, the PORT terminal features a 7.4", 400 x 800 pixel touch screen mounted above a versatile RFID card reader that comes with every PORT. It also incorporates a speaker, brightness adjustment and motion sensor.

### Technical Specifications

Wall mount physical dimensions (WxHxD)	126.5 x 284 x 77 mm (4.98 x 11.18 x 3.03 inch)
Pedestal physical dimensions (WxHxD)	126.5 x 1247 x 104.2 mm (4.98 x 49.09 x 4.10 inch)
Glass back physical dimensions (WxHxD)	149.9 x 599.9 x 25 mm (5.90 x 23.62 x 1 inch)
Screen	7.4" display, 480 x 800 pixel, touch panel
Back-light and standby-mode	LED include lifetime extensions by adaptation to ambient light level

## Standard



## Customized



## Options







